



Why is this investigation important to you?

Describe what you will investigate and its importance to you and/or your community.



Is the general topic more broadly important?

Find 3-5 resources that prove this wider importance. Select resources that relate very closely to your specific investigation. Paste the url or full citation for each resource here:



What do you hope to figure out or learn?



List 3 testable questions that you think would be interesting to investigate:

Use the Testable Question Tool FIRST and then come back here.

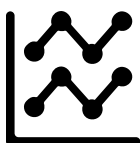
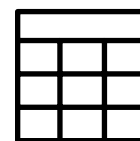


Select the 2 testable questions that seem best to you.
Briefly explain why you like them.



For each testable question you selected, do the following:

- Briefly explain the results that will convince you that your question was answered – is there a certain numeric value, a set of descriptions, etc. that you want to see at the end?
- Briefly explain what data might not be so convincing, but could be possible.



Can you identify other data you think are important to collect in order to learn more about the problem?

If you desire, revise one or both of the testable questions to include these data. Or create another testable question! The goal of this step is to convince yourself that the work you are about to do will be meaningful to you (and possibly others)! It is also important for you to see that one testable question will not yield answers to all aspects of a topic or issue.

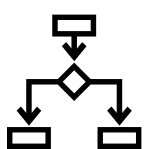


Select 1-2 testable questions and do the following:

Find 2-3 resources that explain how other people have collected data similar to what you wish to collect. Paste the url or full citation for each resource here.



List any particular materials or equipment you think you'll need:



In a separate document, create a simple flow chart(s) of your experimental design(s) in the proper sequence.

For each step in the flow chart, highlight which steps will generate data, and include what those data will be (e.g., temperature readings, color changes, etc). Save the final design as a JPG or PDF and attach it to the email you submit to JEI. Do not add it to this form.

COMPLETE & SUBMIT

- Please download this form from your browser and open it using Adobe Reader ([click to download](#))
- Complete as much of the form as you can. Also complete the flow chart of your design.
- If you desire feedback from JEI, **submit your forms and questions at:** <https://emerginginvestigators.org/ask-a-scientist>

